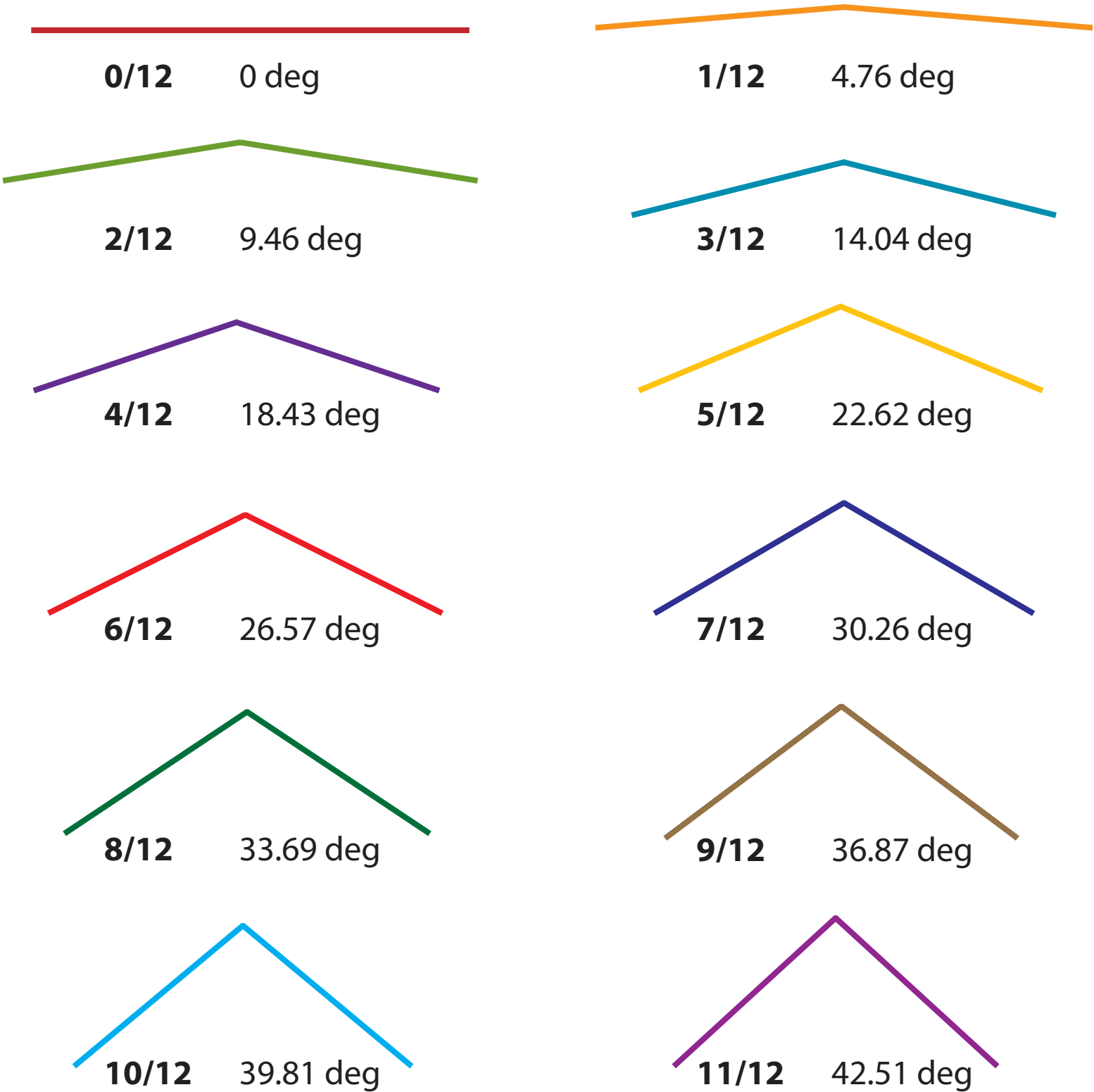




# Roof Pitch Diagram Chart







**12/12** 45 deg




**13/12** 47.29 deg




**14/12** 49.40 deg




**15/12** 51.34 deg




**16/12** 53.13 deg




**17/12** 54.78 deg




**18/12** 56.31 deg




**19/12** 57.72 deg



**20/12** 59.04 deg



**21/12** 60.26 deg



**ACTIVE VENTILATION PRODUCTS, INC.**

**800-247-3463 845-565-7770**

www.roofvents.com • E-mail: roofvents@aol.com • Fax 845-562-8963