


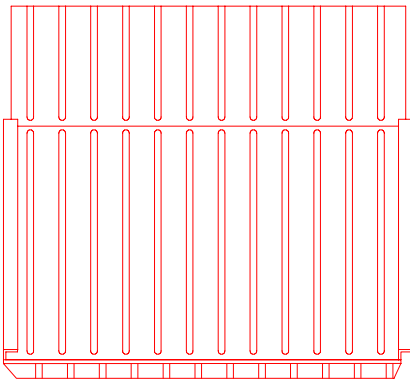
ANGLE VIEW



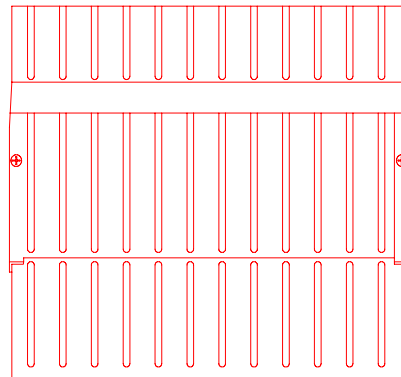
FRONT VIEW



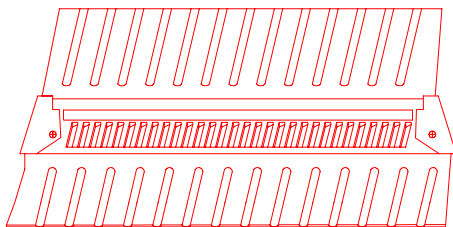
TOP VIEW



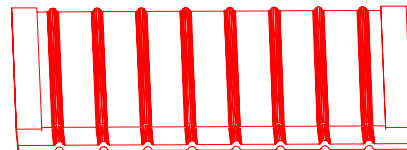
BOTTOM VIEW



INSIDE VIEW



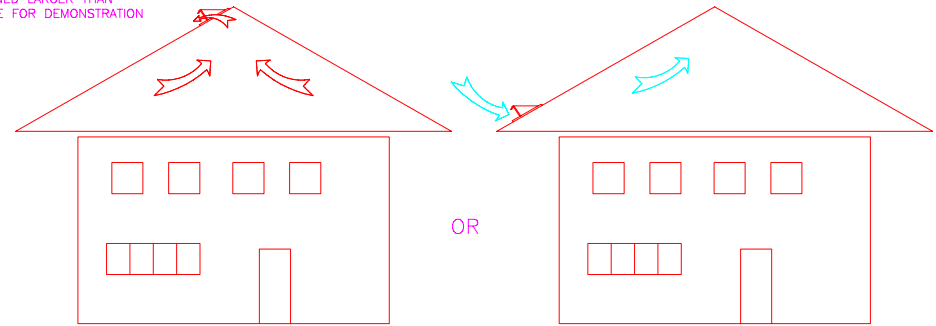
BACK VIEW



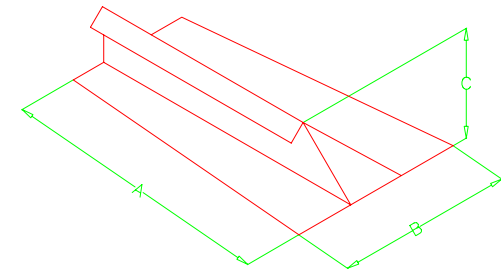
\*NOTES: VENT DRAWINGS ARE PROPORTIONED LARGER THAN ACTUAL SIZE FOR DEMONSTRATION PURPOSES.

(A) EXHAUST

(B) INTAKE



→ EXHAUST  
→ INTAKE



MODEL	A VENT LENGTH	B VENT WIDTH	C VENT HEIGHT	ROOF OPENING	FREE AIR SPACE IN SQ INCHES	FREE AIR SPACE IN SQ FEET	APPLICATION: ONE VENT PER SQ. FT. OF FLOOR
UV-8	8	7	2	2 X 6	11	0.076	45
UV-16	16	7	2	1.75 X 14	22	0.153	91
UV-24	24	7	2	1.5 X 22	33	0.229	137
UV-32	32	7	2	1.5 X 30	44	0.306	183
UV-40	40	7	2	1.5 X 38	55	0.382	229
UV-48	48	7	2	1.5 X 46	66	0.458	274
UV-56	56	7	2	1.5 X 54	77	0.535	321
UV-64	64	7	2	1.5 X 62	88	0.611	366
UV-72	72	7	2	1.5 X 70	99	0.688	412

\* POWDER COATING AVAILABLE

\* THE MINIMUM PITCH CAPACITY IS 3/12 FOR ALL SIZES.

\* THE MAXIMUM PITCH CAPACITY IS ON A WALL OR 90 DEG OR 24/12 FOR ALL SIZES.